



Small Signal Switching Diodes, High Voltage



FEATURES

- Silicon epitaxial planar diodes
- Material categorization:
for definitions of compliance please see www.vishay.com/doc?99912



RoHS
COMPLIANT
HALOGEN
FREE

APPLICATIONS

- General purposes

LINKS TO ADDITIONAL RESOURCES



MECHANICAL DATA

Case: DO-35 (DO-204AH)

Weight: approx. 125 mg

Cathode band color: black

Packaging codes / options:

TR/10K per 13" reel (52 mm tape), 50K/box

TAP/10K per ammpack (52 mm tape), 50K/box

PARTS TABLE					
PART	TYPE DIFFERENTIATION	ORDERING CODE	TYPE MARKING	CIRCUIT CONFIGURATION	REMARKS
BAV17	$V_{RRM} = 25\text{ V}$	BAV17-TR or BAV17-TAP	BAV17	Single	Tape and reel / ammpack
BAV18	$V_{RRM} = 60\text{ V}$	BAV18-TR or BAV18-TAP	BAV18	Single	Tape and reel / ammpack
BAV19	$V_{RRM} = 120\text{ V}$	BAV19-TR or BAV19-TAP	BAV19	Single	Tape and reel / ammpack
BAV20	$V_{RRM} = 200\text{ V}$	BAV20-TR or BAV20-TAP	BAV20	Single	Tape and reel / ammpack
BAV21	$V_{RRM} = 250\text{ V}$	BAV21-TR or BAV21-TAP	BAV21	Single	Tape and reel / ammpack

ABSOLUTE MAXIMUM RATINGS ($T_{amb} = 25\text{ }^{\circ}\text{C}$, unless otherwise specified)					
PARAMETER	TEST CONDITION	PART	SYMBOL	VALUE	UNIT
Repetitive peak reverse voltage		BAV17	V_{RRM}	25	V
		BAV18	V_{RRM}	60	V
		BAV19	V_{RRM}	120	V
		BAV20	V_{RRM}	200	V
		BAV21	V_{RRM}	250	V
Reverse voltage		BAV17	V_R	20	V
		BAV18	V_R	50	V
		BAV19	V_R	100	V
		BAV20	V_R	150	V
		BAV21	V_R	200	V
Forward continuous current			I_F	250	mA
Peak forward surge current	$t_p = 1\text{ s}, T_j = 25\text{ }^{\circ}\text{C}$		I_{FSM}	1	A
Forward peak current	$f = 50\text{ Hz}$		I_{FRM}	625	mA
Power dissipation			P_{tot}	500	mW



THERMAL CHARACTERISTICS (T _{amb} = 25 °C, unless otherwise specified)				
PARAMETER	TEST CONDITION	SYMBOL	VALUE	UNIT
Thermal resistance junction to ambient air	l = 4 mm, T _L = constant	R _{thJA}	300	K/W
Junction temperature		T _j	175	°C
Storage temperature range		T _{stg}	-65 to +175	°C

ELECTRICAL CHARACTERISTICS (T _{amb} = 25 °C, unless otherwise specified)							
PARAMETER	TEST CONDITION	PART	SYMBOL	MIN.	TYP.	MAX.	UNIT
Forward voltage	I _F = 100 mA		V _F			1	V
Reverse current	V _R = 20 V	BAV17	I _R			100	nA
	V _R = 50 V	BAV18	I _R			100	nA
	V _R = 100 V	BAV19	I _R			100	nA
	V _R = 150 V	BAV20	I _R			100	nA
	V _R = 200 V	BAV21	I _R			100	nA
	T _j = 100 °C, V _R = 20 V	BAV17	I _R			15	μA
	T _j = 100 °C, V _R = 50 V	BAV18	I _R			15	μA
	T _j = 100 °C, V _R = 100 V	BAV19	I _R			15	μA
	T _j = 100 °C, V _R = 150 V	BAV20	I _R			15	μA
Breakdown voltage	I _R = 5 μA, t _p /T = 0.01, t _p = 0.3 ms	BAV17	V _(BR)	25			V
		BAV18	V _(BR)	60			V
		BAV19	V _(BR)	120			V
		BAV20	V _(BR)	200			V
		BAV21	V _(BR)	250			V
Diode capacitance	V _R = 0 V, f = 1 MHz,		C _D		1.5		pF
Differential forward resistance	I _F = 10 mA		r _f		5		Ω
Reverse recovery time	I _F = I _R = 30 mA, I _R = 3 mA R _L = 100 Ω		t _{rr}			50	ns

TYPICAL CHARACTERISTICS (T_{amb} = 25 °C, unless otherwise specified)

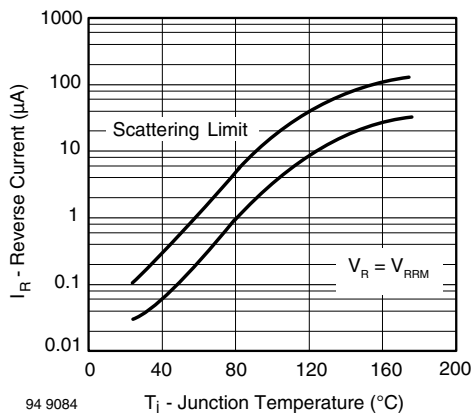


Fig. 1 - Reverse Current vs. Junction Temperature

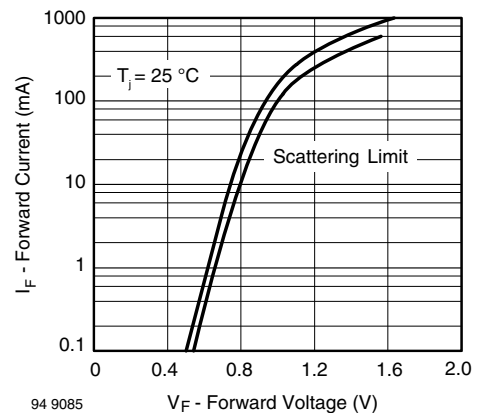


Fig. 2 - Forward Current vs. Forward Voltage

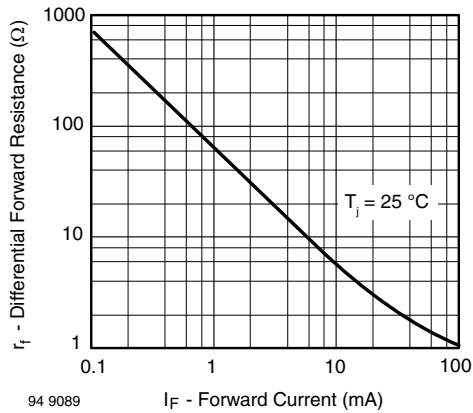
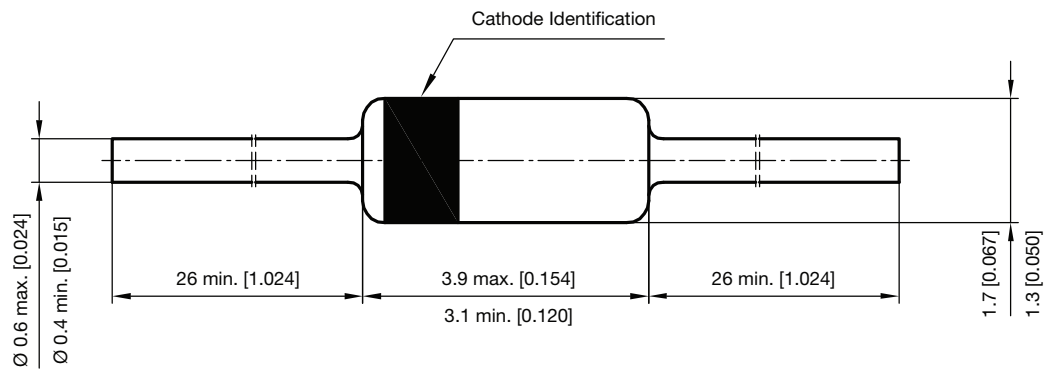


Fig. 3 - Differential Forward Resistance vs. Forward Current

PACKAGE DIMENSIONS in millimeters (inches): **DO-35 (DO-204AH)**



Rev. 6 - Date: 19. December 2011
 Document no.: SB-V-3906.04-031(4)
 94 9366



Disclaimer

ALL PRODUCT, PRODUCT SPECIFICATIONS AND DATA ARE SUBJECT TO CHANGE WITHOUT NOTICE TO IMPROVE RELIABILITY, FUNCTION OR DESIGN OR OTHERWISE.

Vishay Intertechnology, Inc., its affiliates, agents, and employees, and all persons acting on its or their behalf (collectively, "Vishay"), disclaim any and all liability for any errors, inaccuracies or incompleteness contained in any datasheet or in any other disclosure relating to any product.

Vishay makes no warranty, representation or guarantee regarding the suitability of the products for any particular purpose or the continuing production of any product. To the maximum extent permitted by applicable law, Vishay disclaims (i) any and all liability arising out of the application or use of any product, (ii) any and all liability, including without limitation special, consequential or incidental damages, and (iii) any and all implied warranties, including warranties of fitness for particular purpose, non-infringement and merchantability.

Statements regarding the suitability of products for certain types of applications are based on Vishay's knowledge of typical requirements that are often placed on Vishay products in generic applications. Such statements are not binding statements about the suitability of products for a particular application. It is the customer's responsibility to validate that a particular product with the properties described in the product specification is suitable for use in a particular application. Parameters provided in datasheets and / or specifications may vary in different applications and performance may vary over time. All operating parameters, including typical parameters, must be validated for each customer application by the customer's technical experts. Product specifications do not expand or otherwise modify Vishay's terms and conditions of purchase, including but not limited to the warranty expressed therein.

Hyperlinks included in this datasheet may direct users to third-party websites. These links are provided as a convenience and for informational purposes only. Inclusion of these hyperlinks does not constitute an endorsement or an approval by Vishay of any of the products, services or opinions of the corporation, organization or individual associated with the third-party website. Vishay disclaims any and all liability and bears no responsibility for the accuracy, legality or content of the third-party website or for that of subsequent links.

Except as expressly indicated in writing, Vishay products are not designed for use in medical, life-saving, or life-sustaining applications or for any other application in which the failure of the Vishay product could result in personal injury or death. Customers using or selling Vishay products not expressly indicated for use in such applications do so at their own risk. Please contact authorized Vishay personnel to obtain written terms and conditions regarding products designed for such applications.

No license, express or implied, by estoppel or otherwise, to any intellectual property rights is granted by this document or by any conduct of Vishay. Product names and markings noted herein may be trademarks of their respective owners.