

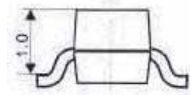
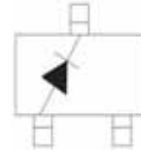
Silicon epitaxial planar stabilizer diode

encapsulation mode: SOT-23

ESD Rating of Class 3 (> 8kV) per Human Body Model

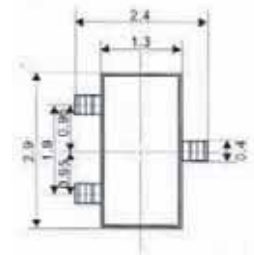
inner structure

Outline example



Maximum ratings(Ta=25°C unless otherwise noted)

ITEM	Symbol	Value	Unit
POWER DISSIPATION	PD	350	mW
Junction Temperature	TJ	-55~150	°C
Storage Temperature	Tstg	-55~150	°C



Electrical Characteristics (Ta=25°C unless otherwise noted)

TYPE:BZX84B Series (VZ ±2.0%)

VF(@10mA) Max. 0.90V for all Types



Type	Marking code	VZ (V)				IR (μA)		ZZT (ohm)		ZZK (ohm)	
		Nom	MIN	MAX	Iz(mA)	MAX	VR(V)	MAX	Iz(mA)	MAX	Iz(mA)
BZX84B2V4	Z50	2.4	2.35	2.45	5	50	1	100	5	600	1
BZX84B2V7	Z51	2.7	2.65	2.75	5	20	1	100	5	600	1
BZX84B3V0	Z52	3	2.94	3.06	5	10	1	95	5	600	1
BZX84B3V3	Z53	3.3	3.23	3.37	5	5	1	95	5	600	1
BZX84B3V6	Z54	3.6	3.53	3.67	5	5	1	90	5	600	1
BZX84B3V9	Z55	3.9	3.82	3.98	5	3	1	90	5	600	1
BZX84B4V3	Z56	4.3	4.21	4.39	5	3	1	90	5	600	1
BZX84B4V7	Z57	4.7	4.61	4.79	5	3	2	80	5	500	1
BZX84B5V1	Z58	5.1	5	5.2	5	2	2	60	5	480	1
BZX84B5V6	Z59	5.6	5.49	5.71	5	1	2	40	5	400	1
BZX84B6V2	Z60	6.2	6.08	6.32	5	3	4	10	5	150	1
BZX84B6V8	Z61	6.8	6.66	6.94	5	2	4	15	5	80	1
BZX84B7V5	Z62	7.5	7.35	7.65	5	1	5	15	5	80	1
BZX84B8V2	Z63	8.2	8.04	8.36	5	0.7	5	15	5	80	1
BZX84B9V1	Z64	9.1	8.92	9.28	5	0.5	6	15	5	100	1
BZX84B10	Z65	10	9.8	10.2	5	0.2	7	20	5	150	1
BZX84B11	Z66	11	10.8	11.2	5	0.1	8	20	5	150	1

BZX84B12	Z67	12	11.8	12.2	5	0.1	8	25	5	150	1
BZX84B13	Z68	13	12.7	13.3	5	0.1	8	30	5	170	1
BZX84B15	Z69	15	14.7	15.3	5	0.05	10.5	30	5	200	1
BZX84B16	Z70	16	15.7	16.3	5	0.05	11.2	40	5	200	1
BZX84B18	Z71	18	17.6	18.4	5	0.05	12.6	45	5	225	1
BZX84B20	Z72	20	19.6	20.4	5	0.05	14	55	5	225	1
BZX84B22	Z73	22	21.6	22.4	5	0.05	15.4	55	5	250	1
BZX84B24	Z74	24	23.5	24.5	5	0.05	16.8	70	5	250	1
BZX84B27	Z75	27	26.5	27.5	2	0.05	18.9	80	2	300	0.5
BZX84B30	Z76	30	29.4	30.6	2	0.05	21	80	2	300	0.5
BZX84B33	Z77	33	32.3	33.7	2	0.05	23.1	80	2	325	0.5
BZX84B36	Z78	36	35.3	36.7	2	0.05	25.2	90	2	350	0.5
BZX84B39	Z79	39	38.2	39.8	2	0.05	27.3	130	2	350	0.5
BZX84B43	Z80	43	42.1	43.9	2	0.05	30.1	150	2	375	0.5
BZX84B47	Z81	47	46.1	47.9	2	0.05	32.9	170	2	375	0.5
BZX84B51	Z82	51	50	52	2	0.05	35.7	180	2	400	0.5
BZX84B56	Z83	56	54.9	57.1	2	0.05	39.2	200	2	425	0.5
BZX84B62	Z84	62	60.8	63.2	2	0.05	43.4	215	2	450	0.5
BZX84B68	Z85	68	66.6	69.4	2	0.05	47.6	240	2	475	0.5
BZX84B75	Z86	75	73.5	76.5	2	0.05	52.5	255	2	500	0.5

PACKAGING OF DIODE

REEL PACK

PACKAGE	PACKING CODE	REEL (EA)	COMPONENT SPACE(mm)	TAPE SPACE (mm)	REEL DIA (mm)	CARTON SIZE (mm)	EA PER CARTON	GROSS WEIGHT(Kg)
SOT-23/-3L	-T	3,000	---	---	178	438*438*220	180,000	---

DISCLAIMER NOTICE

Rectron Inc reserves the right to make changes without notice to any product specification herein, to make corrections, modifications, enhancements or other changes. Rectron Inc or anyone on its behalf assumes no responsibility or liability for any errors or inaccuracies. Data sheet specifications and its information contained are intended to provide a product description only. "Typical" parameters which may be included on RECTRON data sheets and/ or specifications can and do vary in different applications and actual performance may vary over time. Rectron Inc does not assume any liability arising out of the application or use of any product or circuit.

Rectron products are not designed, intended or authorized for use in medical, life-saving implant or other applications intended for life-sustaining or other related applications where a failure or malfunction of component or circuitry may directly or indirectly cause injury or threaten a life without expressed written approval of Rectron Inc. Customers using or selling Rectron components for use in such applications do so at their own risk and shall agree to fully indemnify Rectron Inc and its subsidiaries harmless against all claims, damages and expenditures.